

Welcome to our new MRI Scanner

“Lymington’s new ultra-modern MRI (replacing the scanner purchased by the Friends in 2010) enables our highly skilled radiographers to deliver a significantly improved service for our patients”.

Benefits of the new MRI

- ✓ Higher quality images
- ✓ Shorter scanning times
- ✓ Larger internal patient space
- ✓ Quieter operating sounds
- ✓ Improved patient comfort
- ✓ Calm atmosphere, mood lighting
- ✓ More patient scans per day



BEFORE YOUR SCAN

1. Fill in + sign your Questionnaire
2. Go to the Toilet
3. Pick your favourite Music
4. Remove all Metal items

- Empty all your pockets
- Take off your watch
- Remove all jewellery
- Take out all piercings
- Take off your belt

You will be given advice by the Radiology team and may be asked to change into a hospital gown.

DURING YOUR SCAN

As you lie on the sliding table, it moves into the scanner. The MRI makes a loud banging sound as magnetic coils vibrate - this is quite normal. Use our earphones to reduce these sounds and listen to music.

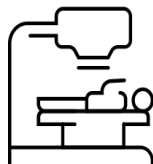
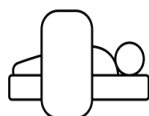
- 1. Get comfortable and relax**
- 2. Keep still to help the scan quality**
- 3. Relax and enjoy your music**

If you are worried at any point, press your buzzer and we will help you.

AFTER YOUR SCAN Your results will be sent to your referrer.

Lymington New Forest Hospital Radiology Department

“You can trust us to take your scans with accuracy and care”



Welcome to our CT Scanner

“Lymington’s ‘state of the art’ CT scanner (funded in 2019 with £575,000 from Lymington Hospital Friends) enables our highly skilled radiographers to carry out specialist 3D Xray scans”.

Benefits of a CT Scan

- ✓ Short scanning times
- ✓ Multiple 3D ‘X-ray’ imaging
- ✓ Highly detailed results
- ✓ Quiet process
- ✓ Open ‘polo mint’ shape
- ✓ Improved patient comfort
- ✓ Calm atmosphere, mood lighting



BEFORE YOUR SCAN

Follow the guidance in your appointment letter.

In some cases, you may be asked to drink plain water or a special mixture in the hour before your scan. For some scans you may need an iodine injection to outline key features.

The Radiology team will complete some paperwork with you, you will be given advice on arrival and may be asked to change into a hospital gown.

DURING YOUR SCAN

As you lie on the sliding table, it moves into the scanner. The CT scan is very quiet as images are recorded by the X-ray detectors that rotate in the large ‘polo mint’ scanner body.


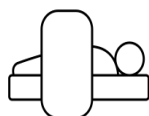
- 1. Get comfortable and relax**
- 2. Keep still to help the scan quality**
- 3. Hold your breath if asked**

The radiographers can always hear you and answer your questions.

AFTER YOUR SCAN Your results will be sent to your referrer.

Lymington New Forest Hospital Radiology Department

“You can trust us to take your scans with accuracy and care”

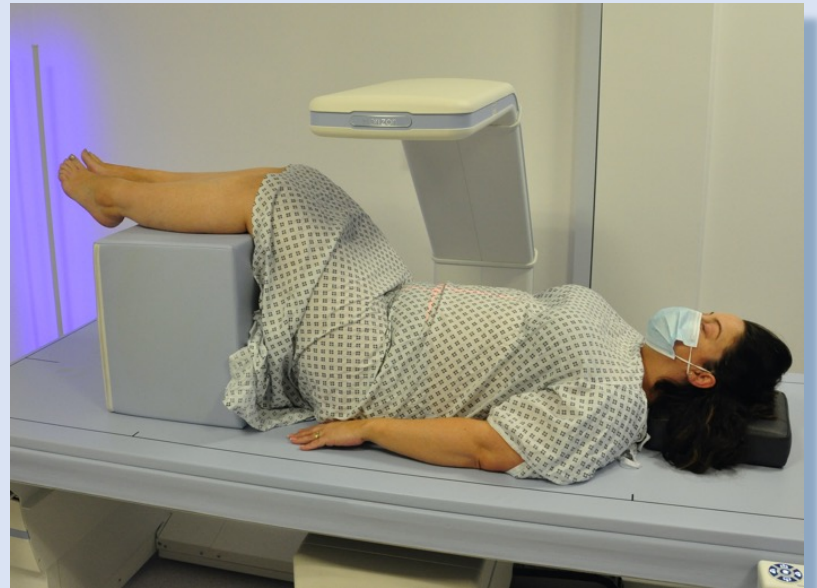


Welcome to our DEXA Bone Scanner

“Lymington’s DEXA Bone Scanner enables our highly skilled DEXA Practitioners to carry out specialist X-ray bone density scans”.

Benefits of a DEXA Scan

- ✓ Very low dose X-ray passes over body
- ✓ Detailed images of bone health
- ✓ Monitor fracture recovery
- ✓ Simple and quiet process
- ✓ Short scan, typically 15 minutes
- ✓ Practitioner remains in the room
- ✓ Calm atmosphere, mood lighting



BEFORE YOUR SCAN

There is no preparation required for a DEXA scan.

Wear loose comfortable clothing, you may be asked to change into a hospital gown

NB. You should not have a DEXA scan if you think you are pregnant.

DURING YOUR SCAN

You will be helped to lie on your back on the DEXA table and may be asked to rest your legs on a padded box to ensure your spine is flat. The DEXA scanner passes over your body using low-dose radiation to form images on the X-ray detectors.

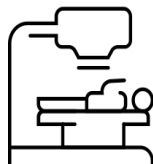
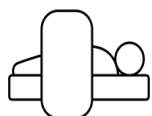
- 1. Get comfortable and relax**
- 2. Keep still to help the scan quality**

The practitioner will remain with you during the scan.

AFTER YOUR SCAN Your results will be sent to your referrer.

Lymington New Forest Hospital Radiology Department

“You can trust us to take your scans with accuracy and care”



Welcome to our Ultrasound Scanners

“Lymington’s ‘high-tech’ Ultrasound scanners (funded in 2020 with £61,300 from Lymington Hospital Friends) enables our highly skilled sonographers to carry out a wide range of specialist scans”.

Benefits of an Ultrasound Scan

- ✓ High quality imaging in ‘real time’
- ✓ Guided by specialist Sonographer
- ✓ No radiation, quiet process
- ✓ Uses high-frequency sound waves
- ✓ Sonographer stays with you
- ✓ Short examination times
- ✓ Calm atmosphere, mood lighting



BEFORE YOUR SCAN

Follow the guidance in your appointment letter.

You may be asked to starve for 6 hours or to drink water to fill your bladder.

Wear loose comfortable clothing, you may be asked to change into a hospital gown.

DURING YOUR SCAN

As you lie on a hospital bed, water-based gel will be applied to an area of your skin. The sonographer then passes a hand-held ultrasound probe over this area and echo images are shown on their screen in ‘real time’.

You may hear quiet beeps as pictures are taken. The sonographer can answer your questions

- 1. Get comfortable and relax**
- 2. Keep still to help the scan quality**

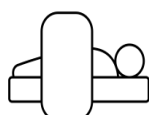
AFTER YOUR SCAN Your results will be sent to your referrer.

Lymington New Forest Hospital Radiology Department


“You can trust us to take your scans with accuracy and care”



MRI Scan



CT Scan



DEXA Scan



X-ray



Ultrasound



Fluoroscopy



Welcome to our Fluoroscopy Scanner

“Lymington’s Fluoroscopy Scanner enables our highly skilled radiographers to carry out dynamic ‘real-time’ X-ray scans”.

Benefits of a Fluoroscopy Scan

- ✓ Less invasive than endoscopy
- ✓ Real-time images of your throat, oesophagus, stomach and duodenum
- ✓ Can diagnose swallowing problems
- ✓ Radiographer remains in the room
- ✓ Calm atmosphere, mood lighting
- ✓ Short 15 minute scan times



BEFORE YOUR SCAN

Follow the guidance in your appointment letter.

It is important that your stomach is empty, you must not eat or drink for six hours before your scan.

Wear loose comfortable clothing, you may be asked to change into a hospital gown.

NB. You should not have a Fluoroscopy scan if you think you are pregnant.

DURING YOUR SCAN

You will be asked to swallow a Barium fluid, which is flavoured and has the consistency of a milk shake.

You may be rotated in different positions as the scanner takes live moving X-ray images highlighted by the Barium liquid drink.


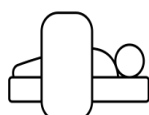
- 1. Get comfortable and relax**
- 2. Keep still to help the scan quality**

The radiographer will remain with you during the 15-minute scan.

AFTER YOUR SCAN Your results will be sent to your referrer.

Lymington New Forest Hospital Radiology Department

“You can trust us to take your scans with accuracy and care”



Welcome to X-ray

“Lymington’s X-ray equipment enables our highly skilled radiographers to carry out a wide range of x-rays”.

Benefits of an X-ray

- ✓ Non-invasive, quick and painless
- ✓ Detailed images of your body
- ✓ Aids diagnosis and treatment options
- ✓ Demonstrates broken bones and other conditions
- ✓ Calm, atmosphere, mood lighting
- ✓ Short imaging times



BEFORE YOUR X-RAY

There is no preparation required for an x-ray.

You might be asked to remove certain items of clothing and jewellery and may be asked to change into a hospital gown.

NB. If you think you may be pregnant, please contact the Radiology Department before your x-ray.

DURING YOUR X-RAY

A trained specialist, usually a radiographer will perform your x-ray. The radiographer will help you get into position, either standing, sitting or lying down. You may be asked to move into different positions to take more than one x-ray image.


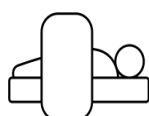
- 1. Get comfortable and relax**
- 2. Keep still to help the image quality**

The radiographer will remain in the room during the x-ray.

AFTER YOUR SCAN Your results will be sent to your referrer.

Lymington New Forest Hospital Radiology Department

“You can trust us to take your scans with accuracy and care”



Welcome to our Radiology Suite

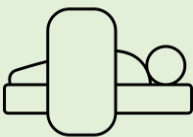
Lymington Hospital provides a wide range of diagnostic imaging services carried out by a highly skilled team.

How does our Modern Scanning Technology benefit patients?



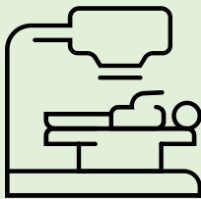
MRI Scan

- ✓ Powerful magnetic fields and radio waves show 3D cross section images
- ✓ Enables complex diagnostic body scans, without X-ray radiation
- ✓ Ultra-modern equipment, with faster and quieter high-quality scans



CT Scan

- ✓ Rotating CT X-ray scanner enables detailed 3D images along your body
- ✓ High-quality 360-degree images of soft tissues and body organs
- ✓ More powerful than a simple X-ray, enabling complex diagnoses



DEXA Scan

- ✓ DEXA X-ray scanner passes silently over patient to produce 2D images
- ✓ Bone density scans to monitor bone fractures, or osteoporosis
- ✓ Detailed images from short process, typically 15 minutes



X-Ray

- ✓ Short imaging times
- ✓ Fast and simple procedure with detailed diagnostic results
- ✓ Very good at demonstrating broken bones and other conditions



Ultrasound

- ✓ High frequency 'ultrasound' waves create images of organs and structures
- ✓ A probe sends pulses of ultrasound and receives an echo image
- ✓ The Sonographer views live images on a monitor and records results



Fluoroscopy

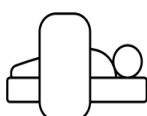
- ✓ Dynamic 'real-time' X-ray, can be highlighted by Barium liquid drink
- ✓ Scanner can be rotated during the process to capture different angles
- ✓ The Radiographer views live video images on a monitor and records results

Lymington New Forest Hospital Radiology Department


"You can trust us to take your scans with accuracy and care"



MRI Scan



CT Scan



DEXA Scan



X-ray



Ultrasound



Fluoroscopy



The Journey of our new MRI Scanner

By road and crane through the hospital roof... with only inches to spare!



Positioned by hand in the MRI Suite by a team of expert installers!



John Illsley cuts the ribbon, and the team are soon performing our first scan!



Lymington New Forest Hospital Radiology Department
"You can trust us to take your scans with accuracy and care"

